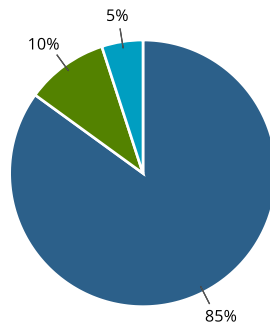


FUNDING DISTRIBUTION



**Total Perkins V Grant Award:
 Fiscal Year 2022
 \$8,371,565**

- Local Formula Funds (85%)
\$7,115,831
- State Leadership (10%)
\$837,156
- State Administration (5%)
\$418,578

Fiscal Year 2022

	Amount	Percent
Total Perkins V Grant Award	\$8,371,565	
State Administration	\$418,578	5% of Total Grant Award
State Leadership	\$837,156	10% of Total Grant Award
Individuals in State Institutions	\$123,898	1% of Total Grant Award
Correctional Institutions	\$82,878	
Juvenile Justice Facilities	\$28,010	
Institutions That Serve Individuals with Disabilities	\$13,010	
Non-Traditional Training and Employment	\$60,000	
Special Populations Recruitment	\$8,371	
Local Formula Distribution	\$7,115,831	85% of Total Grant Award
Reserve	\$925,058	13% of Local Formula Distribution
Allocation to Eligible Recipients	\$6,190,773	87% of Local Formula Distribution
Secondary Recipients	\$4,024,002	65% of Allocation to Eligible Recipients
Postsecondary Recipients	\$2,166,771	35% of Allocation to Eligible Recipients

Related Links

- [View Department Approval Letter for Idaho's Perkins V State Plan \(PDF\)](#)
- [Download Idaho's Full Perkins V State Plan \(PDF\)](#)
- [Download Idaho's One-Year \(Transition\) Perkins V State Plan \(PDF\)](#)

Source

U.S. Department of Education, National Perkins Reporting System, 2022

Notes:

The data shown represent the State's allocation of funds as submitted as part of its Perkins V State Plan for the upcoming program year.

Percentages may not sum to 100% due to rounding.

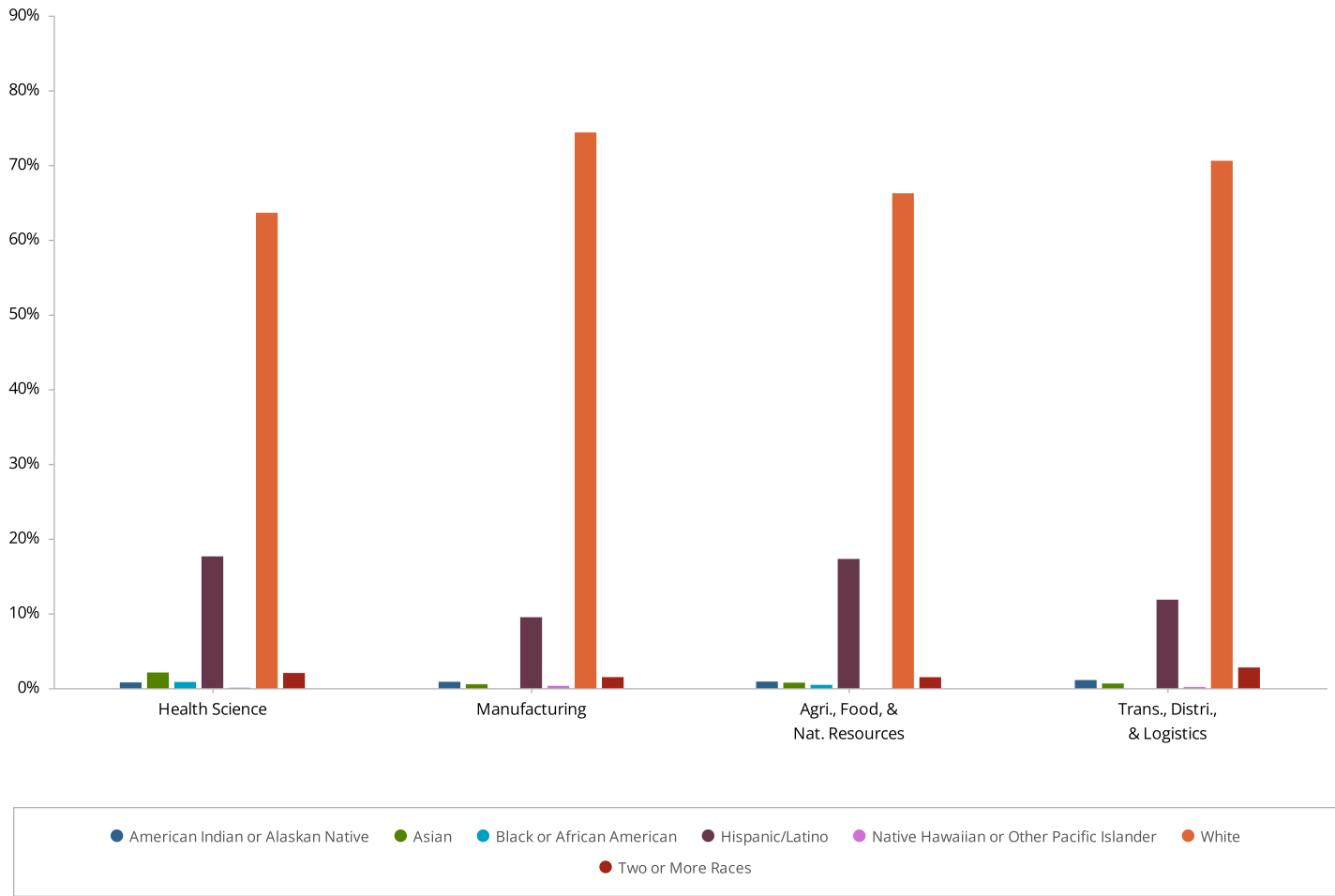
CAREER CLUSTER ENROLLMENT

In 2020-21, there were 5,814 secondary and 4,194 postsecondary career and technical education (CTE) concentrators in Idaho.

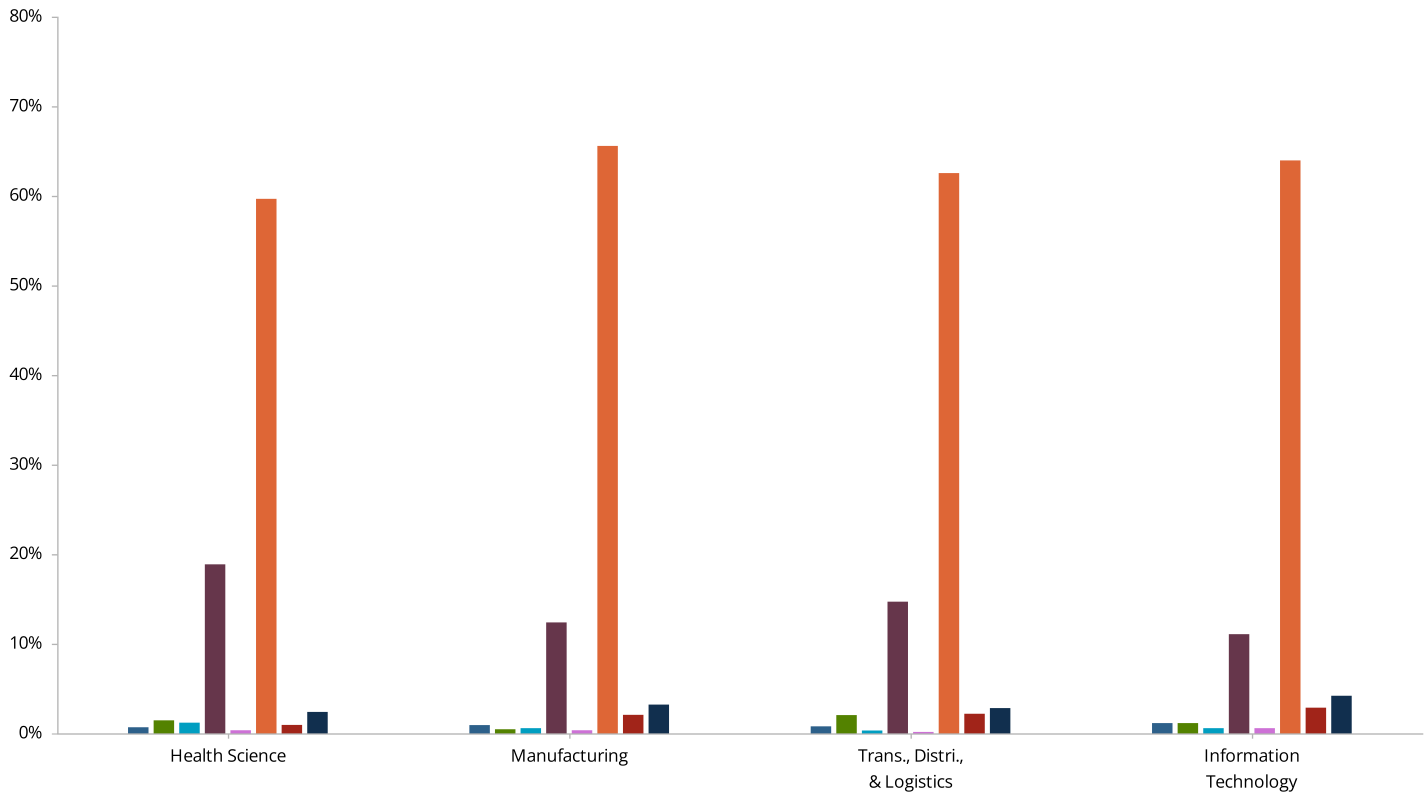
The top four career clusters among secondary CTE concentrators were Health Science (23.6 percent), Manufacturing (14.2 percent), Agriculture, Food & Natural Resources (10.2 percent), and Transportation, Distribution & Logistics (9.7 percent).

The top four career clusters among postsecondary CTE concentrators were Health Science (23.9 percent), Manufacturing (17.8 percent), Transportation, Distribution & Logistics (13.0 percent), and Information Technology (10.7 percent).

Career Cluster Enrollment for Secondary CTE Concentrators, by Race and Ethnicity: 2020-21



Career Cluster Enrollment for Postsecondary CTE Concentrators, by Race and Ethnicity: 2020-21



- American Indian or Alaskan Native
- Asian
- Black or African American
- Hispanic/Latino
- Native Hawaiian or Other Pacific Islander
- White
- Two or More Races
- Unknown

Source

U.S. Department of Education, National Perkins Reporting System, 2022

Notes:

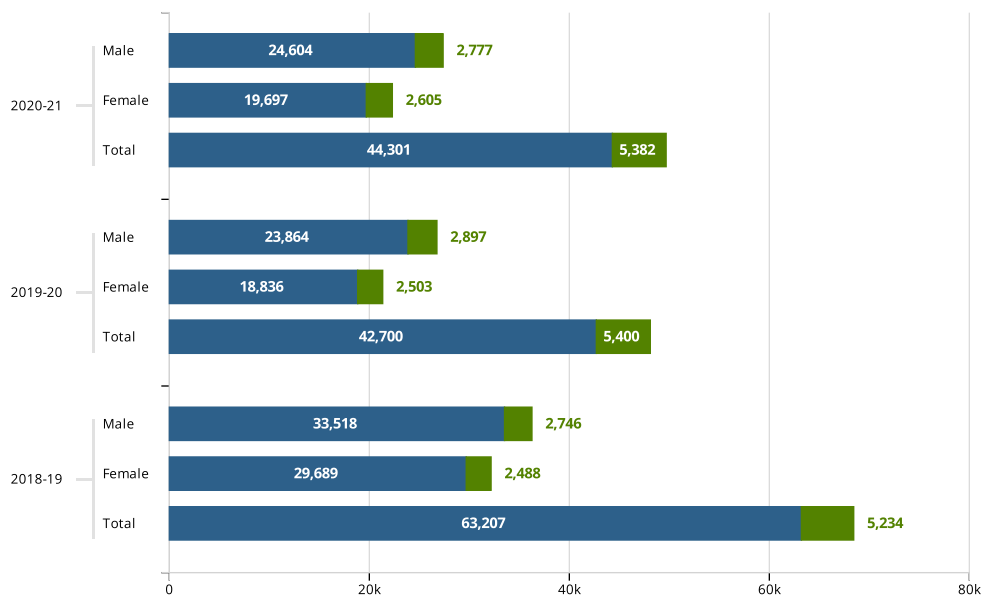
The data shown represent grand total results for students whom the States have identified as concentrators in career and technical education (CTE). Definitions of CTE concentrators are provided in the [Glossary of Terms](#).

Not all States use all 16 clusters nor assign students in the same manner.

PARTICIPATION IN CAREER AND TECHNICAL EDUCATION

In 2020-21, there were 49,683 participants in career and technical education (CTE) in Idaho. Of the students reporting as male or female, 55.5 percent of secondary CTE participants were male, and 44.5 percent were female. At the postsecondary level, 51.6 percent of CTE participants were male and 48.4 percent were female.

Participation in Career and Technical Education, by Gender: 2018-19, 2019-20, 2020-21



- Secondary
- Postsecondary

Source

U.S. Department of Education, National Perkins Reporting System, 2022

Notes:

The data shown represent grand total results for students whom the States have identified as career and technical education (CTE) participants. Definitions of CTE participants are provided in the [Glossary of Terms](#).

In 2020-21, totals for CTE participants include students who did not report as male or female. Trend data should be interpreted with caution. Percentages may not sum to 100% due to rounding.

STATE DETERMINED PERFORMANCE LEVELS

Under Perkins V, States are required to report annually on core indicators of performance for all CTE concentrators. State determined performance levels for Idaho are below.

Secondary Indicators

	Baseline	PY 2020-21	PY 2021-22	PY 2022-23	PY 2023-24
151: Four-Year Graduation Rate	89%	89%	89%	89.2%	89.5%

2S1: Academic Proficiency in Reading Language Arts	52%	52.1%	52.2%	52.3%	52.4%
2S2: Academic Proficiency in Mathematics	34%	34.1%	34.2%	34.3%	34.4%
2S3: Academic Proficiency in Science	0%	0%	0%	0%	0%
3S1: Post-Program Placement	55%	55.1%	55.2%	55.3%	55.4%
4S1: Non-traditional Program Concentration	22%	27.1%	22%	22.1%	22.2%
5S2: Program Quality - Attained Postsecondary Credits	23%	23.1%	23.2%	23.3%	23.4%
5S4: Program Quality - Other	67%	67.3%	67.6%	68%	68.3%

Postsecondary Indicators

	Baseline	PY 2020-21	PY 2021-22	PY 2022-23	PY 2023-24
1P1: Post-Program Placement	69%	69%	69%	69.2%	69.5%
2P1: Earned Recognized Postsecondary Credential	42.5%	54.1%	42.5%	42.6%	42.7%
3P1: Non-Traditional Program Concentration	13.9%	16%	13.9%	14%	14.1%

Related Links

- [View Department Approval Letter for Idaho's Perkins V State Plan \(PDF\)](#)
- [Download Idaho's Full Perkins V State Plan \(PDF\)](#)
- [Download Idaho's One-Year \(Transition\) Perkins V State Plan \(PDF\)](#)

Source

U.S. Department of Education, National Perkins Reporting System, 2022

Notes:

The State's determined performance levels are submitted as part of its Perkins V State Plan for the upcoming program year. Indicator descriptions and definitions of CTE concentrators are provided in the [Glossary of Terms](#).

CAREER AND TECHNICAL EDUCATION CONTACTS

Contact information for key State career and technical (CTE) staff is listed below.

State Director

Clay Long

CTE State Administrator
Idaho Division of Career & Technical Education
(208) 429-5501
clay.long@cte.idaho.gov
[CTE Website](#)

DATE Liaisons

Jose Figueroa

Education Program Specialist
Program Administration and Accountability
Division of Academic and Technical Education
(202) 987-1397
jose.figueroa@ed.gov

[View CTE contacts for all states](#)

Profile generated on 09/14/2022
<https://cte.ed.gov/profiles/idaho>