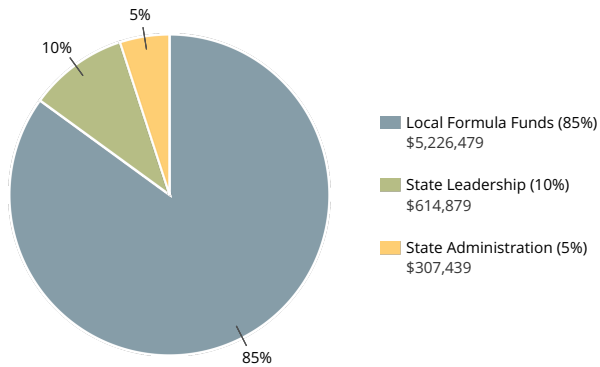


FUNDING

TOTAL GRANT AWARD
\$6,148,797

For FY 2019

Distribution of FY19 State Leadership Funds



NOTE: Detail may not sum to totals because of rounding.
 SOURCE: 2019 Perkins V State Plan. Data last updated on August 3, 2020.

Distribution of FY19 State Leadership Funds

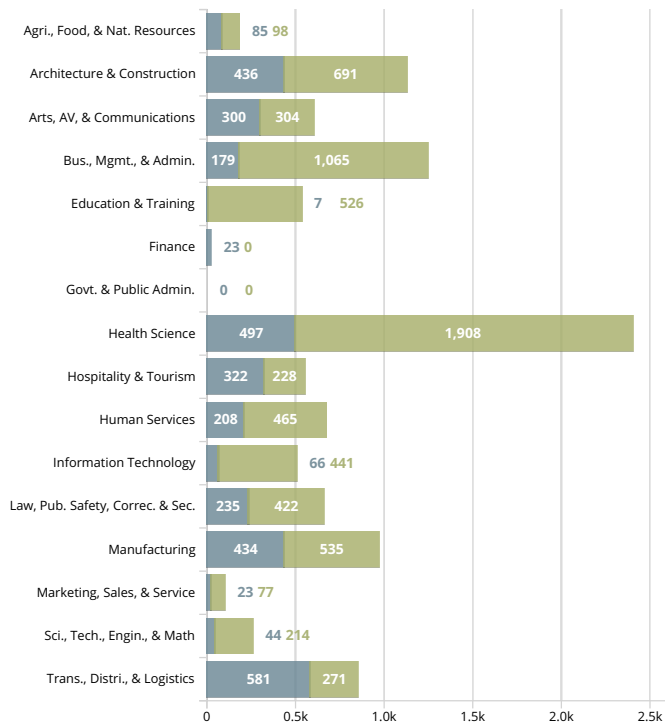
State Leadership	\$614,879	Percent
Other State Leadership	\$494,265	80%
Individuals in Institutions	\$60,000	10%
Correctional Institutions	\$0	
Juvenile Justice Facilities	\$60,000	
Inst. Serving Individuals w/ Disabilities	\$0	
Non-Traditional Training and Employment	\$60,000	10%
Special Populations Recruitment	\$614	0.1%

Distribution of FY19 Local Formula Funds

Allocation to Eligible Recipients	\$4,703,832	Percent
Secondary Recipients	\$2,351,916	50%
Postsecondary Recipients	\$2,351,916	50%
Reserve	\$522,647	10% of Local Formula Funds
Secondary Recipients	\$344,947	66%
Postsecondary Recipients	\$177,700	34%

ENROLLMENT

2018-2019 CTE Concentrator Enrollment by Career Cluster



SOURCE: 2018-2019 Consolidated Annual Report. Data last updated on August 3, 2020.

CTE Participant Enrollment for Most Recent 3 Years

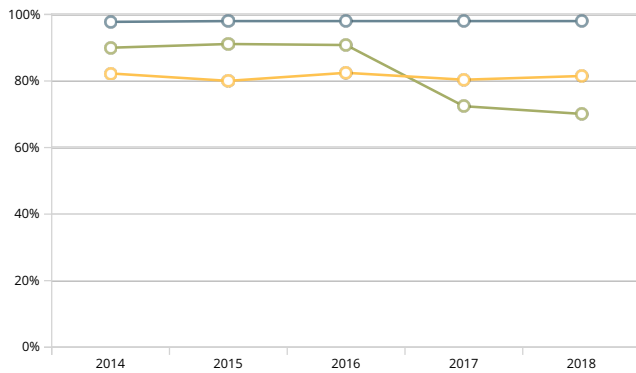


SOURCE: 2016-2017 Consolidated Annual Report, 2017-2018 Consolidated Annual Report, and 2018-19 Consolidated Annual Report. Data last updated on August 3, 2020.

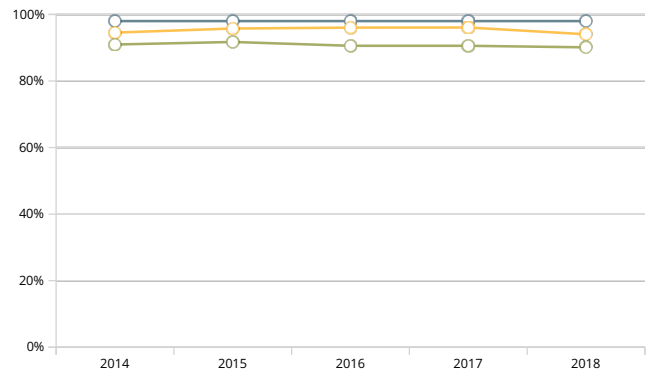
PERFORMANCE

Target Performance Actual Performance National Performance

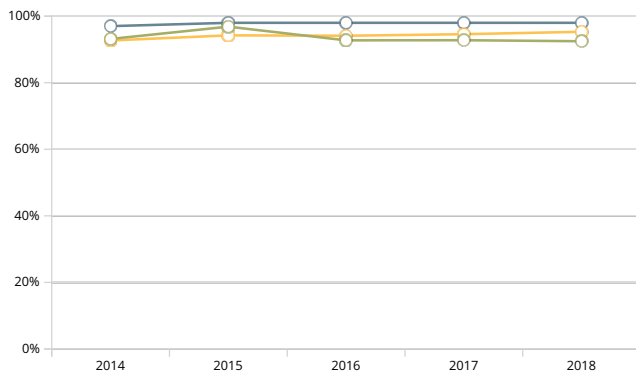
Performance on Select Perkins IV Core Indicators for Most Recent 5 Years — 2S1: Technical Skills Attainment



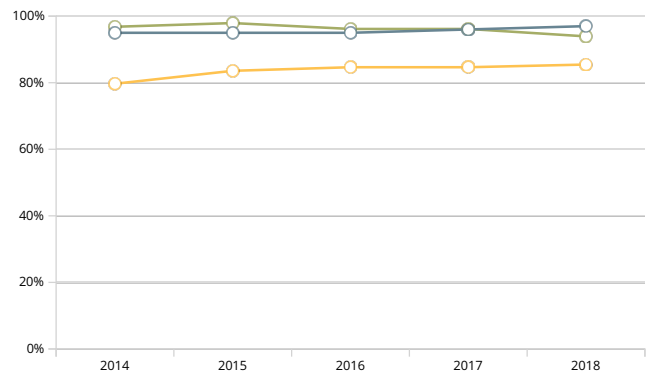
Performance on Select Perkins IV Core Indicators for Most Recent 5 Years — 3S1: Secondary School Completion



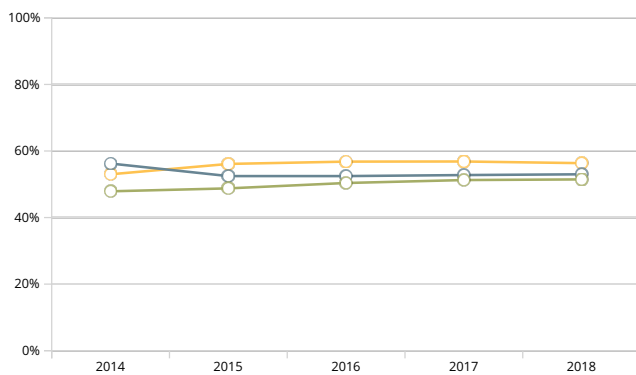
Performance on Select Perkins IV Core Indicators for Most Recent 5 Years — 4S1: Student Graduation Rate



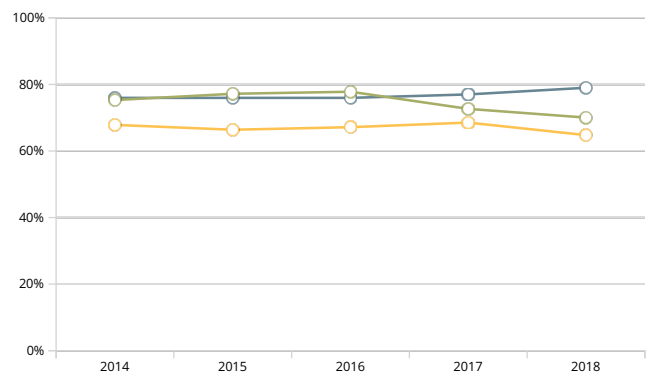
Performance on Select Perkins IV Core Indicators for Most Recent 5 Years — 1P1: Technical Skill Attainment



Performance on Select Perkins IV Core Indicators for Most Recent 5 Years — 2P1: Credential, Certificate or Diploma



Performance on Select Perkins IV Core Indicators for Most Recent 5 Years — 3P1: Student Retention or Transfer



SOURCE: 2013-2014 Consolidated Annual Report, 2014-2015 Consolidated Annual Report, 2015-2016 Consolidated Annual Report, 2016-2017 Consolidated Annual Report, and 2017-2018 Consolidated Annual Report. Data last updated on August 3, 2020.

NOTE: The national average is calculated using the data reported by states as part of their Consolidated State Performance Report.

STATE DIRECTOR: Dwight A. Littlefield
 Career and Life Education Team Leader
 Maine Department of Education
 (207) 624-6721
 dwight.a.littlefield@maine.gov

DATE LIAISONS: Sharon Head
 Perkins Regional Coordinator
 sharon.head@ed.gov

Profile generated on 08/04/2020
<http://cte.ed.gov/grants/state-profiles>